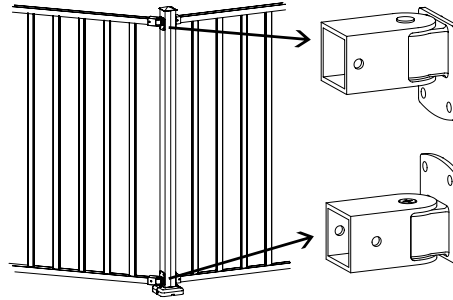


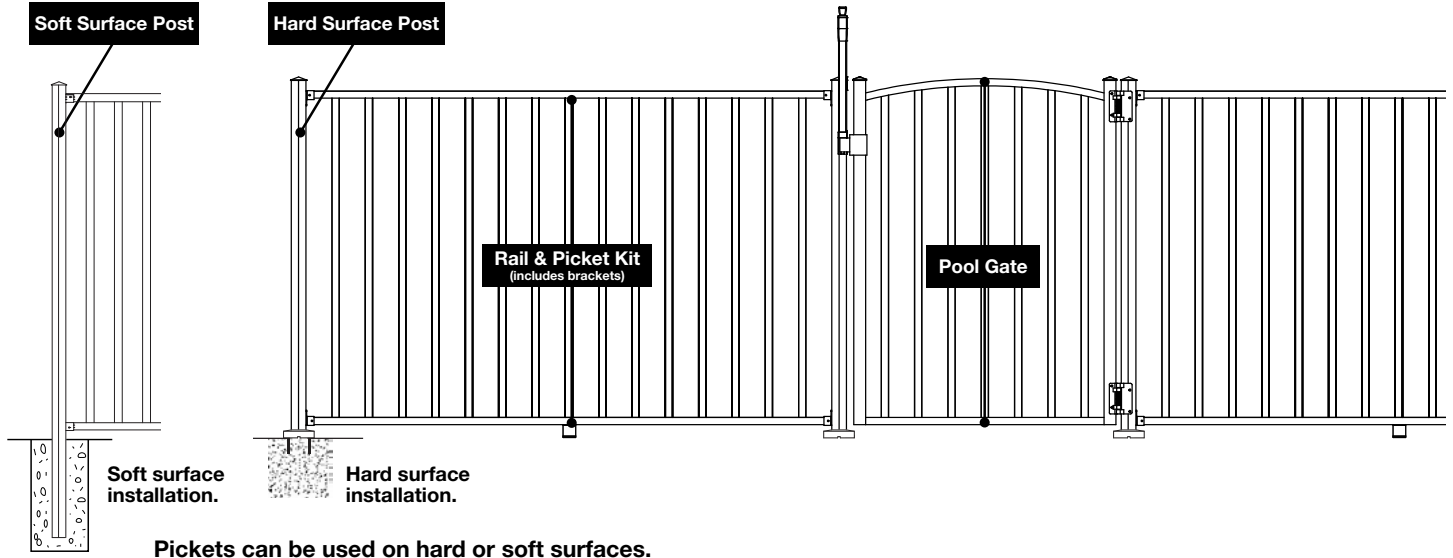
PLANNING AN ALUMINUM FENCING SYSTEM

Peak AQUATINE™ Aluminum Fencing is a versatile component-based system that is simple to assemble and customize.

- **Maximum post spacing:**
6' 2¼" on center
- **Pool fence compliant***
*Meets 2015 International Swimming Pool and Spa Code. Conditions apply (for details visit www.peakproducts.com/compliance). Complete Aquatine™ system required including Pool Gate (do not use Yard Gate). Building codes may vary. Always understand and comply with your local building codes.
- **For pool fences:**
The opening between pickets, or a picket and a post must not exceed 4".
Follow local codes for minimum fence height and other specified requirements.
- **Always understand and comply with your local building codes.**




Angle Bracket Kit (for Picket Panels)
Makes it easy to connect picket panels at an angle.



1 Use the grid below to plan your project.

□ = _____



2 Determine the components needed to complete your project.

	Description	Width	Qty.
Posts	Soft Surface Post		
	Hard Surface Post		
	Post Base Cover		
Fence Panels	Rail & Picket Kit (includes brackets)	6'	
Gates	Pool Gate (includes Safety Latch & Self-Closing Hinges)	3'	
	Yard Gate* (includes Latch & Hinges)	3'	
Brackets	Bracket Kit (for Picket Panels)		
	Angle Bracket Kit (for Picket Panels)		

*Do not use for pool or spa applications.